

SEWAGE

## ***Gamme Grinder***

**Submersible  
Pump for Sewage  
Water With Grinder**

The pump OLIJU Grinder is a grinder pump system and is designed for applications of sewage with solids and fibers. The grinder system ensures that all the solids and fibers are broken in small pieces in order to pass in small tubes and passing the centrifugal pump without blocking the rotor.

The grinder system is easy to replace minimizing downtime the pump and making maintenance quick and easy.

### ***Grinder***



The range **Grinder** is designed for pumping sewage with solids and fibers, it is ideal for installation with guide raid.

**USE :**

Water loaded with solids and fibers  
 All wastewater from homes, including toilets.  
 Front outlet is ideal for installations with guide rail  
 Immersion depth of 10 m

**FEATURES :**

Protection box in monophasic version  
 Grinder system, impeller in cast iron,  
 stainless steel shaft  
 Engine oil bath class F, 10 m cable, built-in capacitor (to phase)  
 Double seals, lip seals and reinforced carbon ceramic mechanical seal  
 Single-phase models with or without float float (type A)

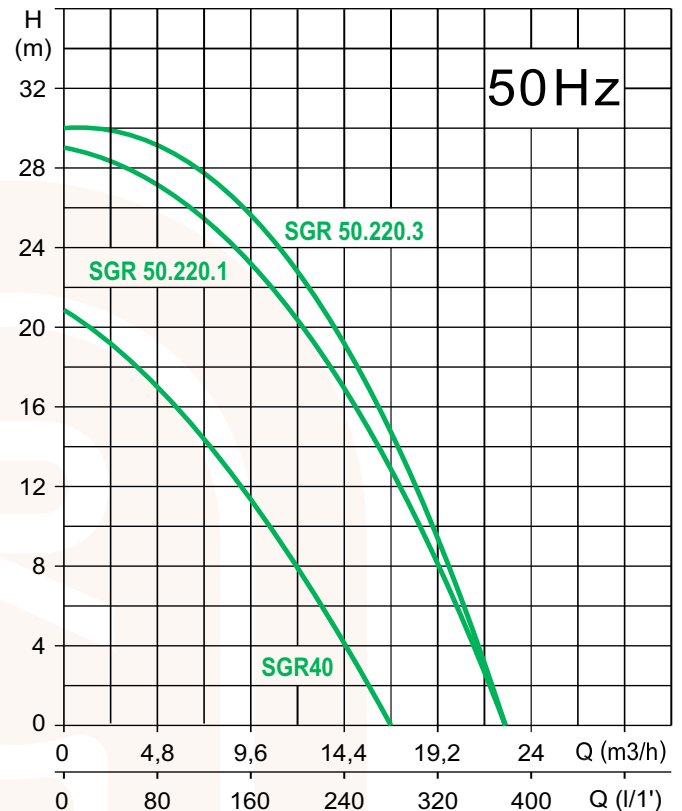
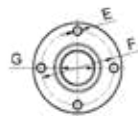
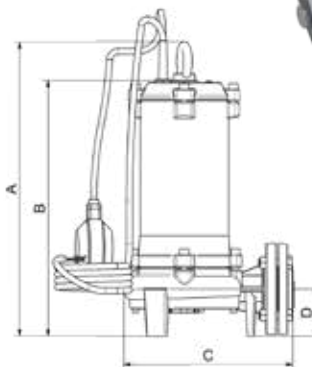


# SEWAGE Grinder

## Submersible Pump for Sewage Water With Grinder

## Grinder ■ .....

Grinder



Type	Dimensions (mm)							Weight Kg
	A	B	C	D	ø E	ø F	G	
<b>SGR 40.150</b>	404	352	237	65	11	102	1"1/2	26,5
<b>SGR 40.120</b>	404	352	237	65	11	102	1"1/2	26,5
<b>SGR 50.220</b>	470	415	294	95	13	110	2"	000

Type	Tension V	Power		Motor		Connection	H (max)	Debit (max)	Código	
		kW	CV	A	μF	DN	m	m³/h		
<b>SGR 40.150.1M</b>	1 x 230	1,5	2	7,2	35	1 1/2	21	16,5	<b>01011031</b>	
<b>SGR 40.150.1A</b>	1 x 230	1,5	2	7,2	35	1 1/2	21	16,5	<b>01011032</b>	
<b>SGR 40.120.3</b>	3 x 400	1,2	1,6	2,1	-	1 1/2	21	16,5	<b>01011033</b>	
<b>SGR 50.220.1M</b>	1 x 230	2,2	3	10	50	2	29	32,2	<b>01011074</b>	
<b>SGR 50.220.3</b>	3 x 400	2,2	3	4,6	-	2	30	32,2	<b>01011061</b>	

Power cable: 10 m neoprene - Type A: model with float switch